

Self-Assessment

Professional Development Plan Brainstorming Worksheet


Questions to ask yourself:

- What are you good at?
- What achievements you are proud of?
- When interacting with others, what do you feel good about?
- What do others say about your strengths?
- What improvements have you contributed to that are you proud of?
- What natural leader skills do you have?
- What teams or projects have you led and why were you successful?

- What holds you back?
- What do you avoid due to a lack of confidence?
- What habits if any do you need to change?
- Which leadership skills are you uncomfortable with?
- What do others say about your weaknesses?
- What skills do you struggle with or what areas do you need to improve upon?
- What areas have you been told you need to improve or develop?

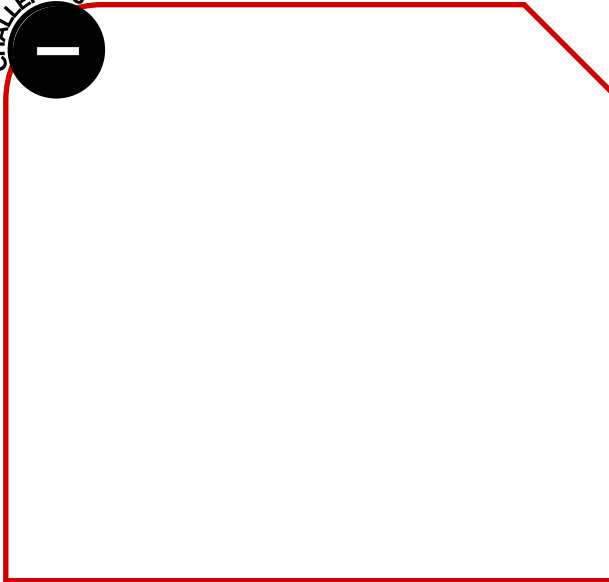
- What does success look like to you?
- What are you passionate about that could add value to your position/unit?
- What certifications or qualifications do you want to achieve?
- What skills do you need for a role you want?
- What projects or committees would you like to lead to help you feel comfortable leading?
- What other skills would you like to learn to be more successful?

STRENGTHS




A large green-outlined box with a black circle containing a white plus sign in the top-left corner. The word "STRENGTHS" is written vertically in black capital letters along the left edge of the box.

CHALLENGES



A large red-outlined box with a black circle containing a white minus sign in the top-left corner. The word "CHALLENGES" is written vertically in black capital letters along the left edge of the box.

VISIONS



A large blue-outlined box with a black circle containing a white magnifying glass icon in the top-left corner. The word "VISIONS" is written vertically in black capital letters along the left edge of the box.


Resources & Strategies

RESOURCES & STRATEGIES



A large grey-outlined box with a black circle containing a white icon of a wrench and a screwdriver in the top-left corner. The words "RESOURCES & STRATEGIES" are written vertically in black capital letters along the left edge of the box.

BARRIERS



A large yellow-outlined box with a black circle containing a white icon of a barrier in the top-left corner. The word "BARRIERS" is written vertically in black capital letters along the left edge of the box.

SMARTER

Professional Development Plan



Blank area for writing the specific goal.



Blank area for writing how the goal is measurable.



Blank area for writing the agreed-up action plan.



Blank area for writing resources and strategies.



Blank area for writing the target date.



Blank area for writing the evaluation criteria.



Blank area for writing recognition details.



Blank area for writing realistic notes or reflections.